

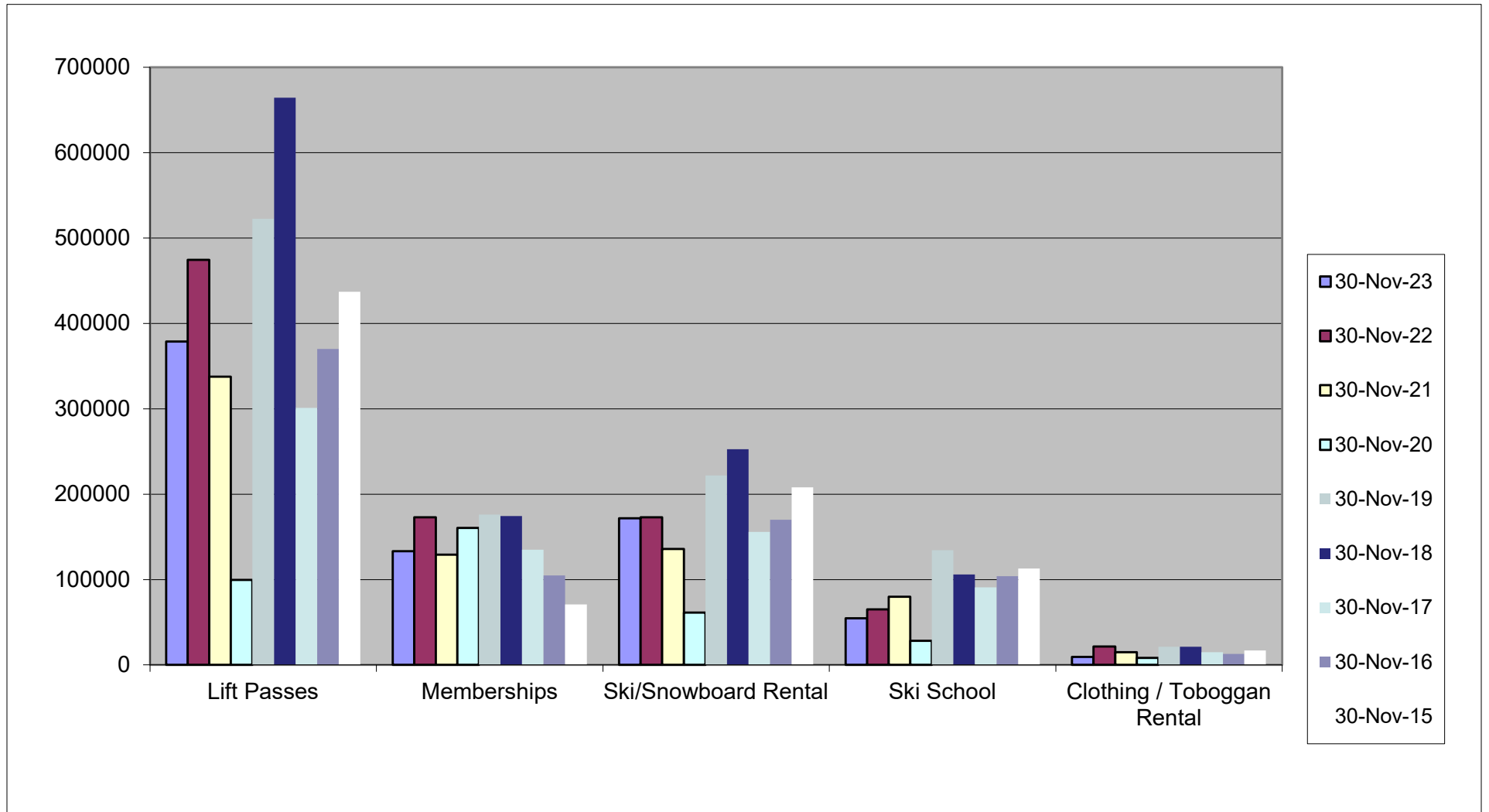
# Rainbow Sports Club Inc

Financial Results 30 Nov 2023

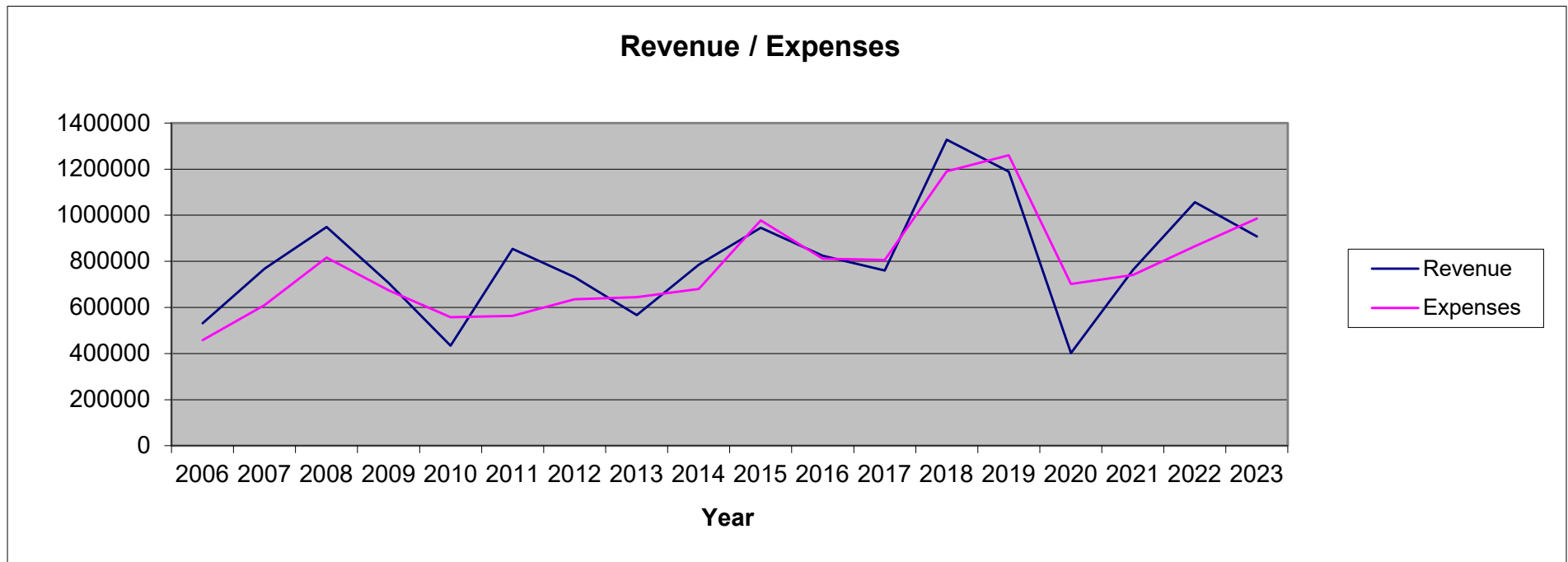
# P&L Summary

		2023	2022
Sales		908,062	1,056,143
Less Expenses:			
	Field Expenses	92,542	92,304
	General and Utilities	132,311	97,484
	Management	139,484	146,369
	Wages and Salaries	392,852	388,825
	Vehicle Expenses	26,282	35,574
	Ticketing Expenses	11,038	11,825
	Other	61,081	<u>13,515</u>
Total Expenses		<u>855,593</u>	<u>785,896</u>
Cash Profit		52,470	270,248
Less Depreciation		<u>129,904</u>	<u>79,833</u>
Net Operating Surplus		77,434	190,414
Other Income		<u>33,981</u>	<u>72,356</u>
Net Surplus/(Deficit)		<b>(43,453)</b>	<b>262,771</b>

# Sales Analysis



# Revenue / Expenses

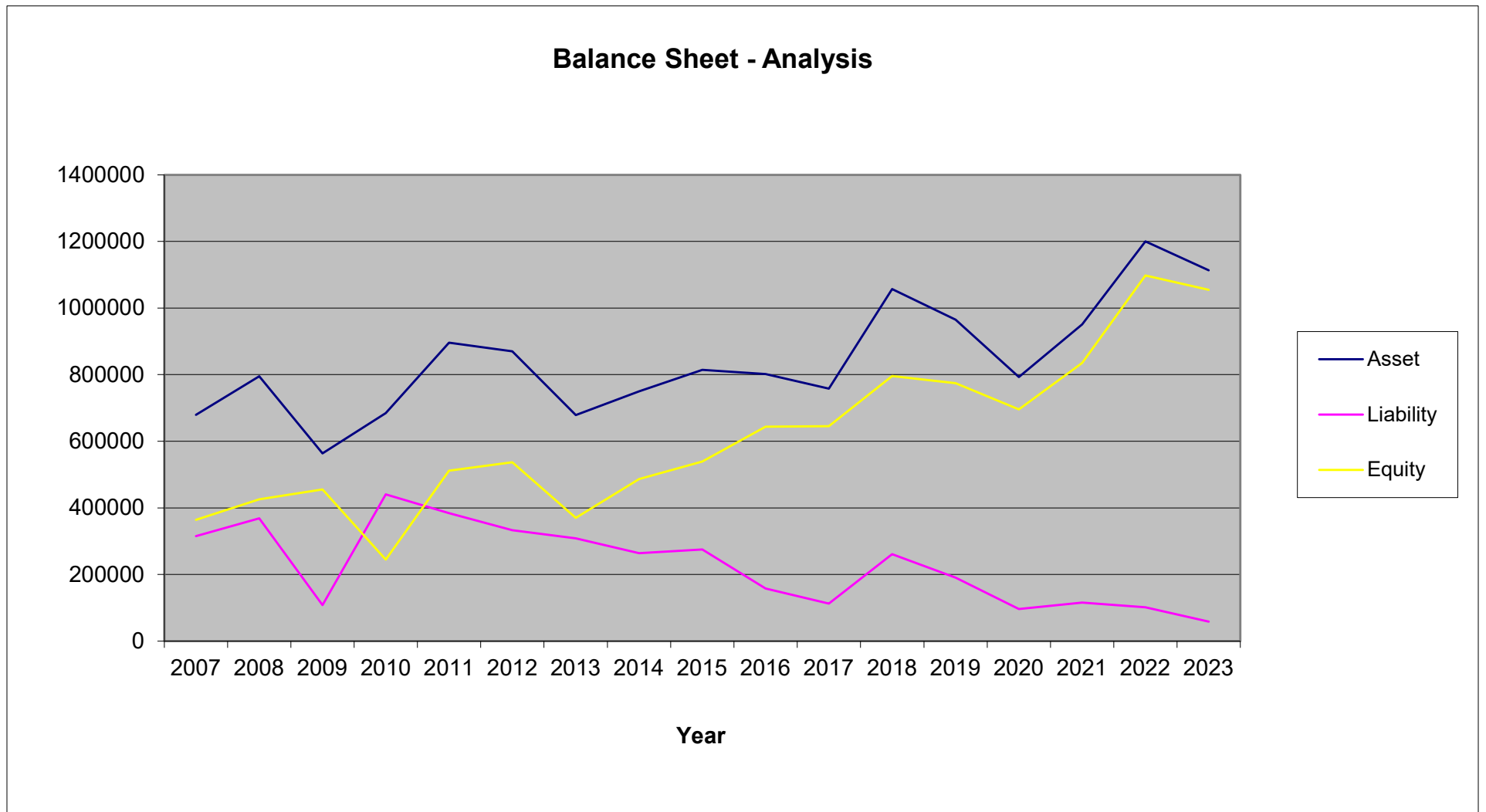


# Balance Sheet Summary

## Balance Sheet

	2023	2022
Current Assets	544,323	700,125
Fixed Assets	<u>568,669</u>	<u>499,623</u>
Total assets	1,112,993	1,199,749
Current Liabilities	<u>58,520</u>	<u>101,824</u>
Total Liabilities	58,520	101,824
Net Assets	<b>1,054,472</b>	<b>1,097,925</b>

# Balance Sheet



# Cash Position

- Cash Position 30 November 2023
  - \$474,000
  - \$250k in reserves (150K Operational, 60K Emergency, 40K Asset Replacement)
  - \$10,000 Doc license additional costs
  - Signed off ops projects 2024 – \$40,000
  - Point of Sale System - \$10,000
  - \$20,000 small asset replacement

\$144,000

Future spend: rental equipment \$20-30,000, accommodation \$10,000, road \$30,000, \$70,000 replacing depreciated assets