

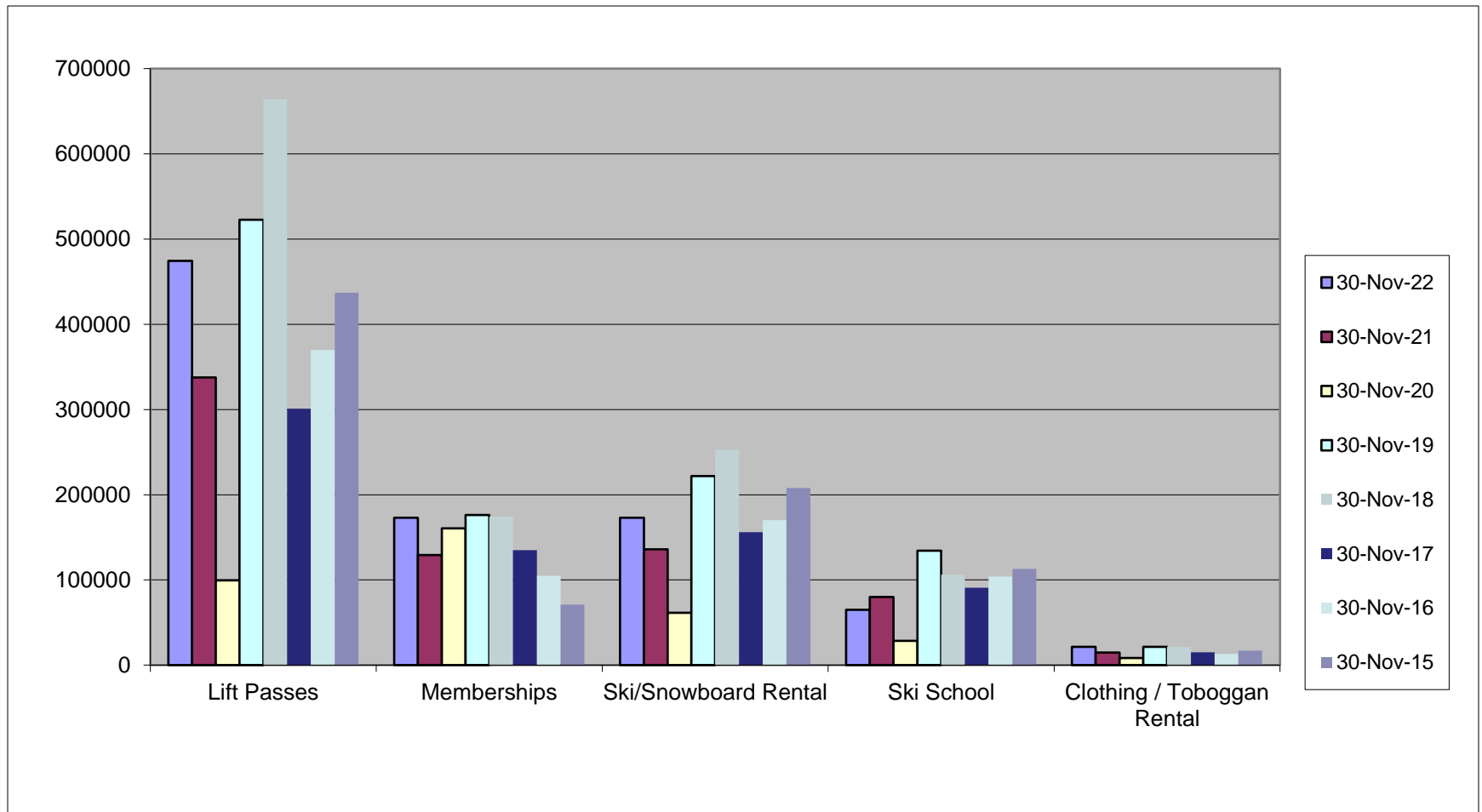
Rainbow Sports Club Inc

Financial Results 30 Nov 2022

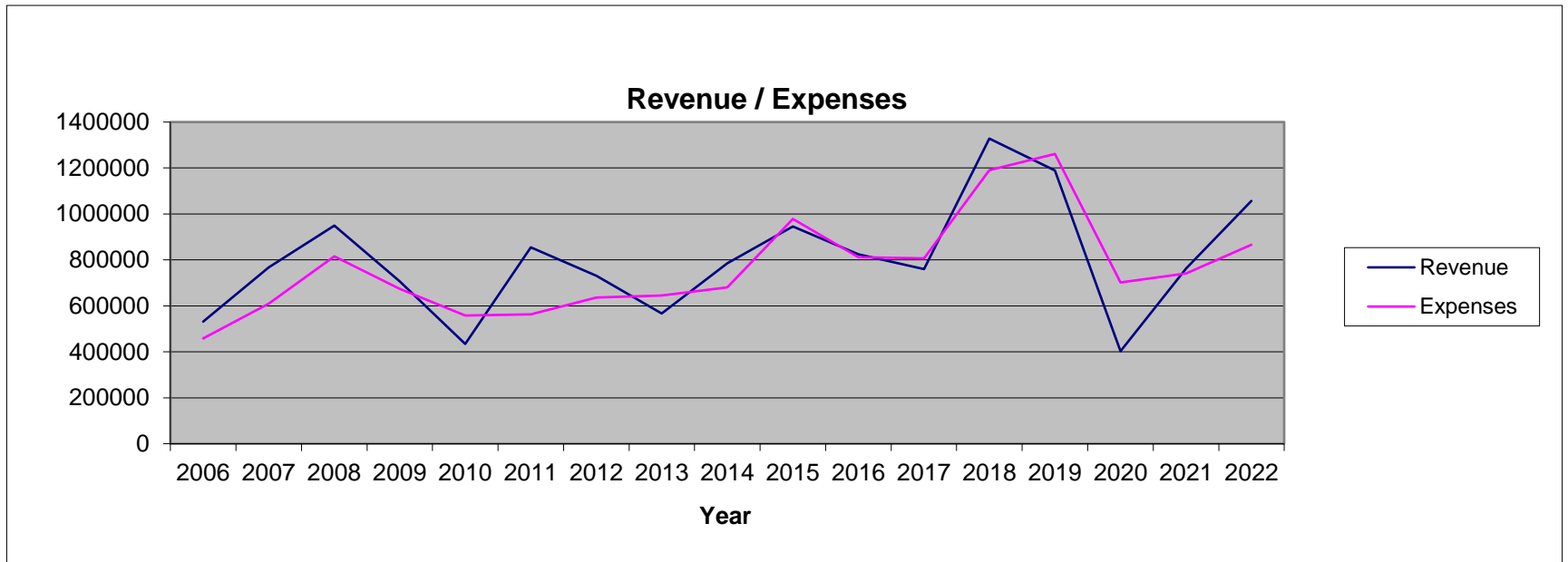
P&L Summary

		2022	2021
Sales		1,056,143	762,332
Less Expenses:			
	Field Expenses	92,304	27,747
	General and Utilities	97,484	73,225
	Management	146,369	91,285
	Wages and Salaries	388,825	398,956
	Vehicle Expenses	35,574	12,375
	Ticketing Expenses	11,825	9,327
	Other	<u>13,515</u>	<u>40,755</u>
Total Expenses		<u>785,896</u>	<u>653,670</u>
Cash Profit		270,248	108,662
Less Depreciation		<u>79,833</u>	<u>87,124</u>
Net Operating Surplus		190,414	21,538
Other Income		<u>72,356</u>	<u>117,589</u>
Net Surplus/Deficit		262,771	139,127

Sales Analysis



Revenue / Expenses

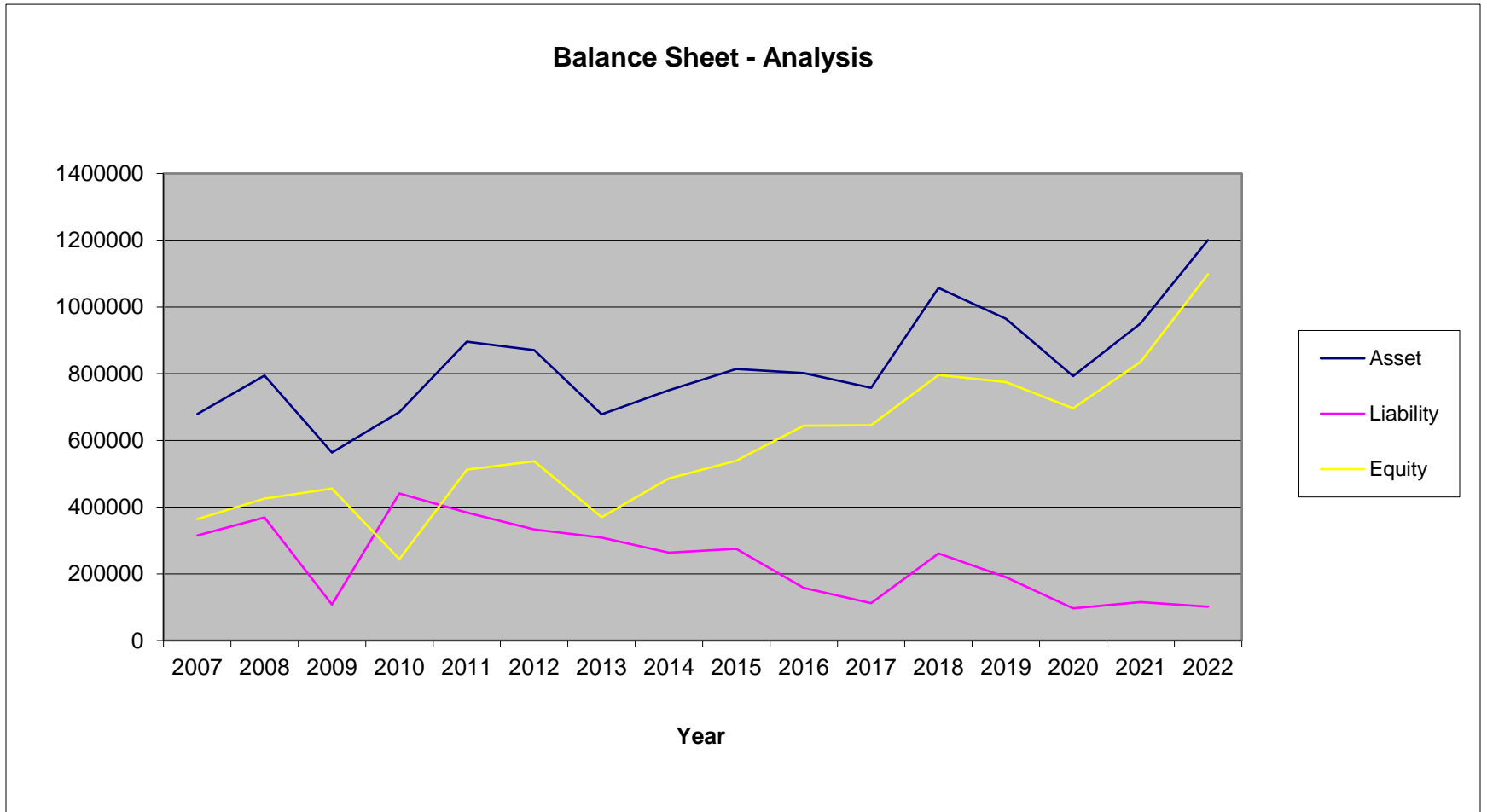


Balance Sheet Summary

Balance Sheet

	2022	2021
Current Assets	700,125	496,669
Fixed Assets	<u>499,623</u>	<u>454,348</u>
Total assets	1,199,749	951,017
Current Liabilities	<u>101,824</u>	<u>115,863</u>
Total Liabilities	101,824	115,863
Net Assets	1,097,925	835,154

Balance Sheet



Cash Position

- Cash Position 30 November 2022
 - \$641,000
 - \$230k in reserves (150K Operational, 50K Emergency, 30K Asset Replacement)
 - Key cash flow purchases 2023: 187K
 - Groomer: 155K
 - Ski rental gear: 7K
 - Water Consent: 17K
 - Other capex: 8K
 - Net loss to 31 May: 35K
 - Cash Position as at 31 May 2023 less reserves: 200K
 - Committed capex:
 - Rental Clothing 8K
 - DOC Concession 30-40K